

EF

serisi / series

40 - 55 kg

> Maşa

- preslenmiş çelik sac, krom kaplama,
- çift sıra bilya yataklı döner başlık,
- perçinli teker aksı

> Housing

- made of pressed steel, chrome - chromatised,
- double ball bearing swivel head,
- wheel axle with riveted










> Teker: MKC

- polipropilen kasnak,
- PVC kaplama,
- kendinden burçlu yataklı










> Wheel: MKC

- wheel centre with polypropylene,
- PVC tread,
- plain bore bearing



Swivel Castor	 mm	 mm	 mm	 mm	 mm	 mm	 gr	 kg	
EF 01 MKC 40	40	35	56	42x40	30x28	1,5	141	40	-
EF 01 MKC 50	50	45	73	50x50	38x38	2	276	55	-



Swivel Castor	 mm	 mm	 mm	 mm	 mm	 mm	 gr	 kg	
EF 05 MKC 40	40	35	61	3/8-M10	16	1,5	136	40	-
EF 05 MKC 50	50	45	77	3/8-M10	16	2	246	55	-